Time2Connect (T2C) – Version 3.1.3 Release Notes

IMPLEMENTATION Date: August 7, 2026

Module	Description
Visit Frequency Options—Coordinators have the ability to schedule different frequencies for recurring visits. Requesters and Monitors have the same options when submitting a visit edit request. User Role: Coordinator, Requester, and Monitor	1. Coordinators have the ability to schedule visits weekly, bi-monthly, every 3 weeks and once a month. Requesters and Monitors will be able to do the same when requesting a visit edit. 2. New "Recurring Frequency" field when "Recurring" is selected. The field has weekly, bi-weekly, tri-weekly, and monthly options. 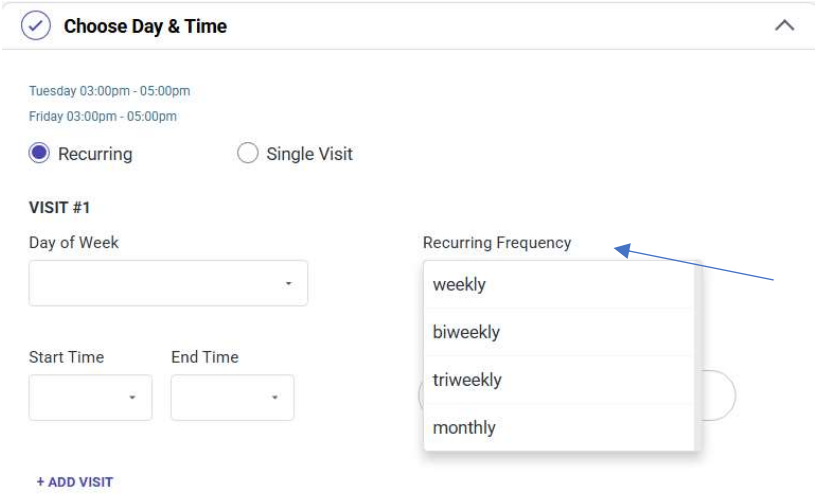 3. If "monthly" is selected, a "Monthly Occurrence" field will appear and the user will have to select one of the options, first, second, third, or fourth. For example, if Tuesday is selected as the day of the week, and first is selected in the occurrence, visits will be scheduled every first Tuesday of every month from the beginning to the end date. 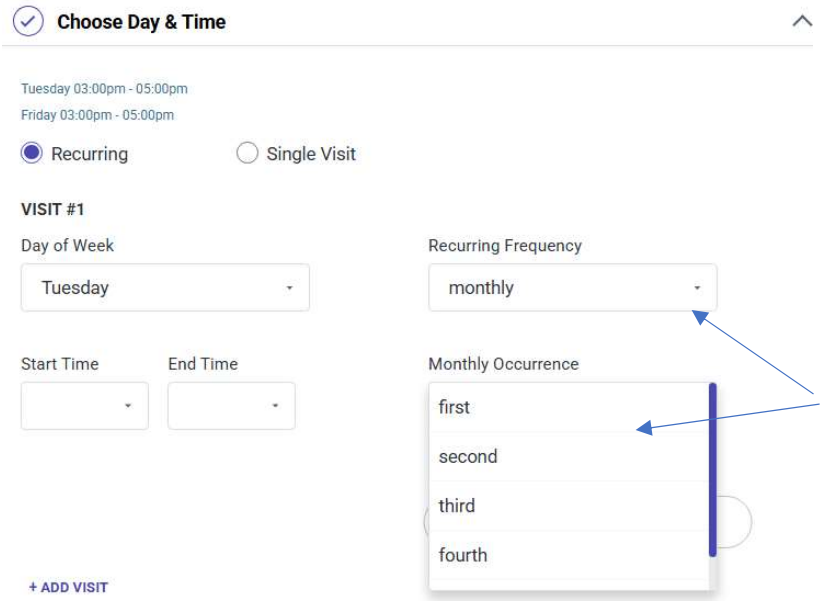

	4. This feature can be used when assigning alternate days to two different monitors. Visits will need to be scheduled in two separate workflows. For example, first visits are scheduled with Monitor A on Fridays bi-weekly staring 9/4 and ending 10/31. Monitor A will then be assigned visits 9/4, 9/18, 10/2,10/16, and 10/30. In a separate assignment of adding visits, visits are scheduled with Monitor B on Fridays bi-weekly starting 9/11 and ending 10/24. Monitor B will then be assigned visits on 9/11, 9/25, 10/9, and 10/23.
Visit Selecting Monitors—Coordinators have the ability to assign multiple Monitors to the same visits. Requesters and Monitors have the same option when submitting a visit edit request. User Role: Coordinator, Requester, and Monitor	1. Coordinators have the ability to add another Monitor to the same visit by selecting "+Add Monitor." Requesters and Monitors will be able to do the same when requesting a visit edit. 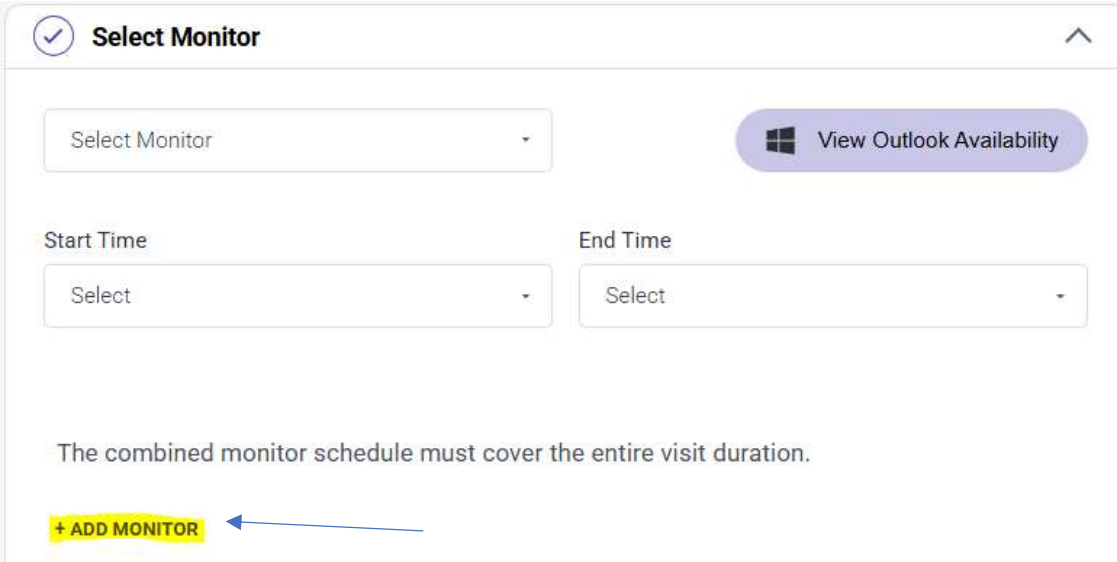 2. Once "+Add Monitor" is selected, another field to select a Monitor from the drop-down menu or adding "Other" will appear. 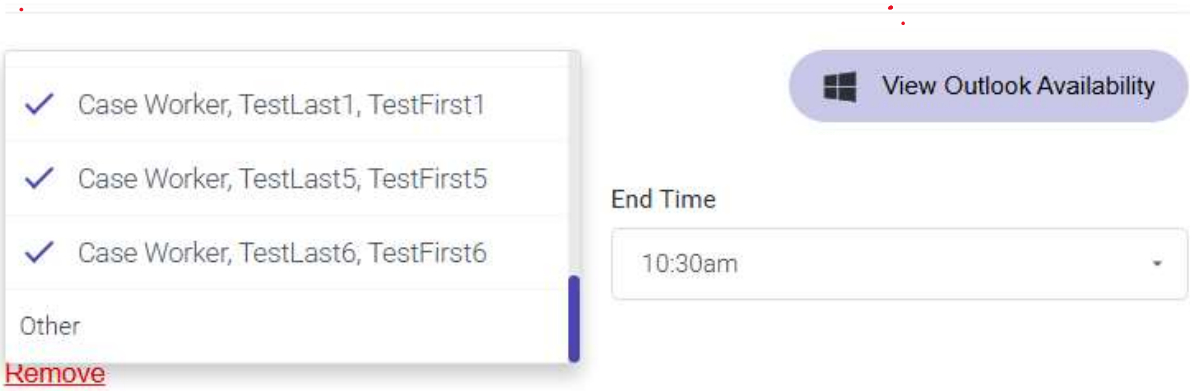 3. Start and End Times for the second Monitor need to be selected. Times can be the same as the first Monitor or different.

<table>
<tr>
<td></td>
<td>
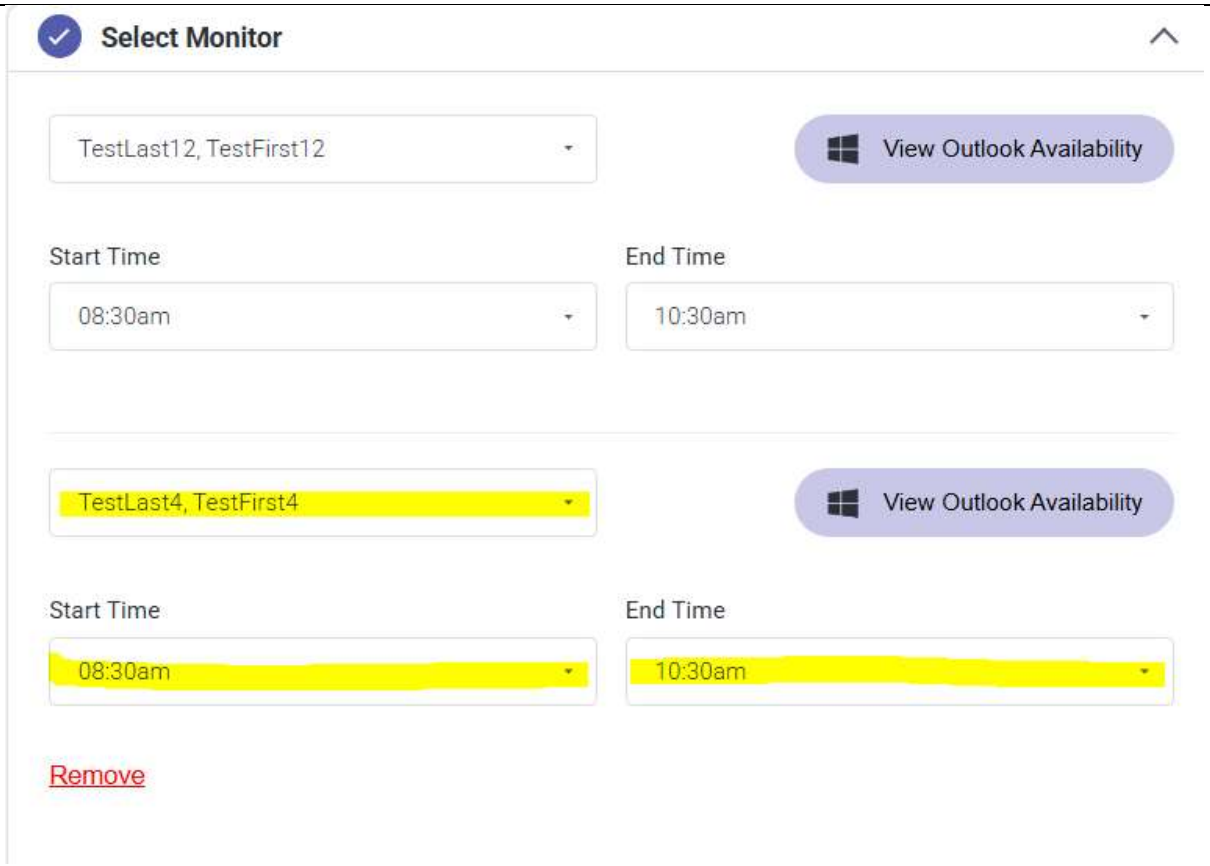

4. If multiple Monitors are selected for the same visit and Monitor is selected for Transportation, Coordinators can enter the name of the Monitor transporting.

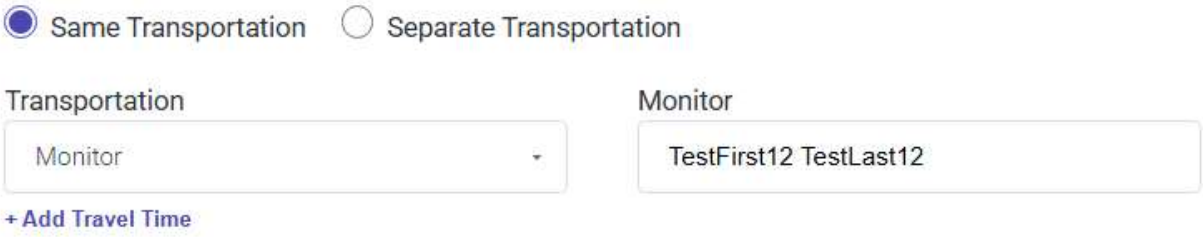

</td>
</tr>
<tr>
<td>Pending Requests—Coordinators have the ability to add additional reasons to requests not processed.</td>
<td>1. When a request is not processed, Coordinators have the ability to select additional reasons why it was not processed.</td>
</tr>
</table>

User Role: Coordinator and Requester	2. Select “Not Processed.” 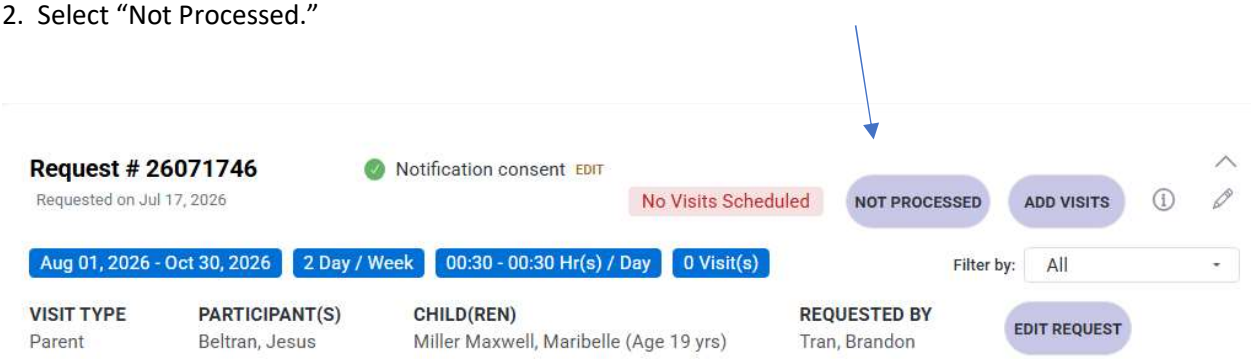 3. A drop-down menu will appear with different reasons, but also a field to add a reason not listed. 4. Once a reason is selected, click on “Save.” 5. The reason will be displayed for Requesters to see, but it can also be removed. When visits are added, the reason is automatically removed. 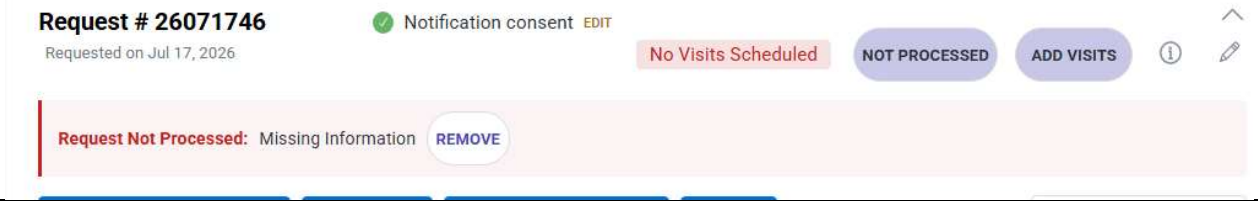
Scheduling Visits, Children’s Ages—Coordinators are able to see the	1. The ages of children appear in the scheduling flow.

child(ren)'s ages in the scheduling workflow. User Role: Coordinator	
Scheduling Unmonitored Visits—Coordinators do not have to select a Monitor for unmonitored visits. User Role: Coordinator	1. Coordinators are able to scheduled unmonitored visits without having to identify a Monitor as required before. 2. No Monitor needs to be selected in order to complete workflow. 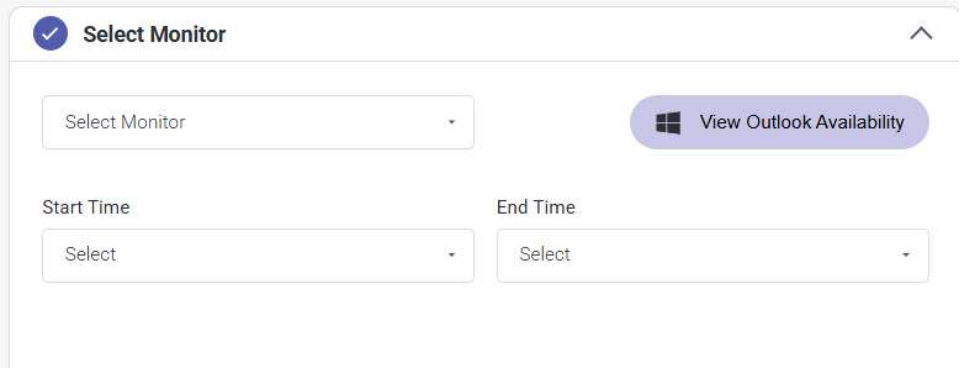 3. N/A will appear under Monitor name. 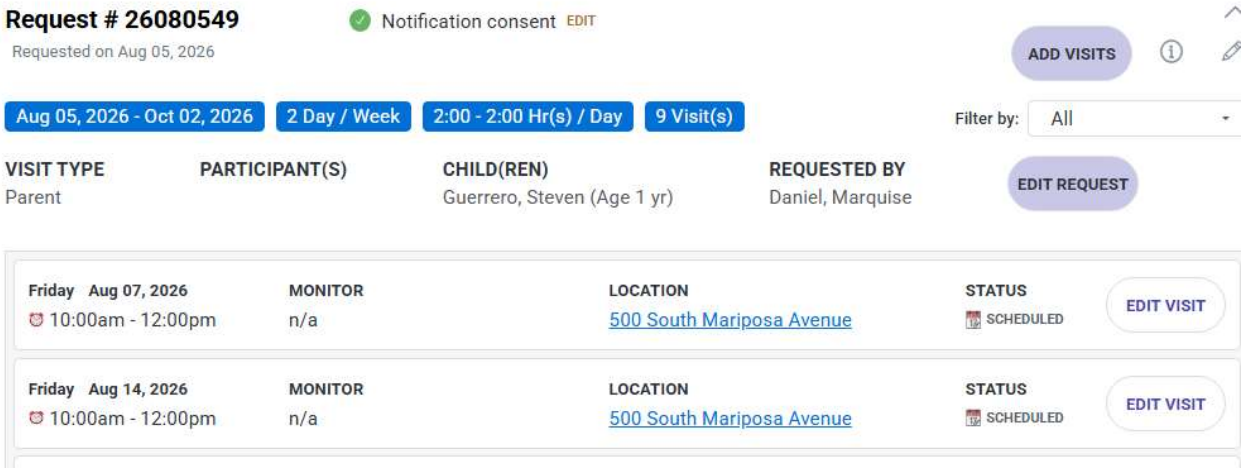
Scheduling Virtual Visits—Requesters have the ability	1. Requesters have the option to create a virtual visit by select "Virtual" under Visitation Type.

request virtual visits. User Role: Requesters	VISITATION TYPE * ○ Monitored ○ Unmonitored ○ Overnight ○ Virtual 2. When Virtual visits are requested, the pick-up, drop-off, and visit location addresses are disabled.
Coordinators have the ability schedule virtual visits. User Role: Coordinators	1. Coordinators have the ability to schedule Virtual visits. The location and transportation fields will be disabled. ✓ **Choose Location** Virtual visit — no physical address required. ✓ **Transportation of Children** **STEVEN GUERRERO (AGE 1 YR)** Transportation Virtual Visit